


Welcome to the Essex Children's University (Registered Charity No: 1168871)

To help you and your child get the most from their involvement with the Children's University, we have compiled a list of our most frequently asked questions to help.



1. What is a Learning Destination?

Learning Destinations are places and organisations that provide high quality learning activities, validated by the Children's University. We are able to validate any learning activity that will enable children to develop skills and knowledge and relates to a subject that can be studied in Higher Education. There are two types of Learning Destination:

Public Learning Destination: Places which provide Children's University Learning Activities which are publicly accessible, and provide learning opportunities in sport & leisure, theatre & arts, museums, heritage & culture and libraries, as examples.

Restricted Learning Destinations: Not publicly accessible, such as schools and clubs that require membership.

Learning Destinations are asked to display our Learning Destination logo.

2. Which Learning Activities count?

Learning Activities must take place outside the normal school day, this includes before school, lunchtime and after school clubs, as well as weekend and holiday activities. Only activities at CU Learning Destinations can be included. We work hard to make sure that a variety of Learning Activities are available, many of which are low cost/no cost.

Your child's school will make sure that the children know which after school clubs are included. Public Learning Destinations across the UK (including those in Essex) can be found by visiting the Children's University website www.childreuniversity.co.uk *The CU App is available to download for Apple and Android devices – just search the App Store or Google Play for Children's University. The App is without charge and enables you to search for Learning Destinations on the move.*

3. Who stamps the Passport to Learning?

The school co-ordinator will oversee this for all school activities. Please encourage your child to take responsibility for handing their Passport in at the end of a school club so that the club leader can sign their Passport. Some schools update the Passport half termly or termly. Your school will let you know how they plan to do this.

For activities at Public Learning Destinations children should normally have their Passport to Learning stamped by the learning provider. If this is not possible, the school co-ordinator can add the hours if provided with proof of participation.

4. How do I recommend an activity?

We welcome suggestions for new Public Learning Destinations and we have a simple form for parents and children to make recommendations.

5. Who decides how much time to include for each activity?

A recommended range or set number of hours is attached to each validated Learning Activity.

It is important that the hours recorded relate to **Learning** within an activity, and will not necessarily include the whole session. As an example a Youth Club meeting lasting 2 hours may only be eligible for 1 hour of Learning Activity to be recorded in the Passport To Learning as some of the session will be given over to socialising, an equally important part of the evening but not a formal learning experience.

6. How do I support my child to include a range of activities?

Encouraging children to try **new activities** and **unfamiliar experiences**, and promoting independence in learners is a key principle of Children's University learning. Within any award there should be a mix of activities, ideally no more than a third of any award spent on a single activity. This averages out at no more than 30 hours in any one school year, or 10 hours per term.

7. What about regular clubs and activities outside of school?

As well as signposting new activities, we also want to encourage children to become **resilient** and **persevere** with an activity they are good at.

Regular participation in **validated uniformed organisations, sports clubs, teams, music practice** and **performance** can all be included in the Passport to Learning.

To maintain the breadth of learning, individual clubs or groups should account for, approximately, no more than *30 hours in any one school year, or ten hours per school term.*

8. What about activities with faith organisations?



Children's University Learning Activities must be open to all, and we do not include in the *Passport to Learning* instructional classes based on adherence to a single faith. Where activities are voluntary, open to those of all faiths and none, and encourage children to explore faith and beliefs more broadly, they may be considered for validation.

Why do I need a Passport to Learning?

Your Passport to Learning shows that you are a member of the Children's University™. You must use your Passport to Learning to record all of the CU Learning Activities that you take part in at CU Learning Destinations.

How do I collect hours in my Passport to Learning?

Take your Passport to Learning with you to each CU Learning Activity you attend. The session leader will fill in your Passport to Learning to show you have taken part.

DATE	HOUR(S)	ACTIVITY	STAMP OF APPROVAL
1/5/16	2	The Science of Food	 FoodScience
4/5/16	1	Exploring Art	

How many hours do I need for a CU Certificate?

If you look inside your Passport to Learning, you will see that you can work through lots of CU Award levels. Starting with your Bronze Award for 30 hours of CU Activities, up to your Gold Fellowship Award for 1,000 hours. We would like to see you try new activities and learn new skills.

What is the back of my Passport to Learning for?

This part of your Passport to Learning is for you to record your 'Moments to be Proud Of' – this is where you can record what you have enjoyed most with CU Learning.

What if I have filled up fill my Passport to Learning?

When your Passport To Learning is full, speak to your school or the CU office about buying a new one..

What happens if I lose my Passport to Learning?

If you have lost your Passport to Learning, please contact us and let us know.

Contact Us: admin@essexchildrensuniversity.co.uk Please email us if you would like to subscribe to the Parents Newsletter sent by email providing regular updates on latest Learning Destination and other Children's University news.

01206 216510

Visit: www.essexchildrensuniversity.co.uk www.childrensuniversity.co.uk

Follow Us:



www.facebook.com/essexchildrensuniversity



www.twitter.com/EssexCU